

CANVASS OF GENERAL ELECTION

I, **DUSTIN NICHOLSON**, County Commissioner Pct. 2 of Upshur County, Texas, met with the Commissioner's Court of Upshur County, sitting as the canvassing board of the **NOVEMBER 7, 2023 CONSTITUTIONAL AMENDMENT ELECTION** on November 15, 2023 to canvass the election returns.

I certify that the figures on the tally sheets correspond with the figures on the returns.

Witness my hand this 15th day of November, 20 23.



Officer of Canvassing Authority

SUMMARY OF PRECINCT RETURNS

I, the undersigned, the presiding officer of the canvassing authority for the Constitutional Amendment Election, held on the 7th day of November, 2023, Upshur County, Texas do hereby certify that the following is a total of all votes received by each proposition as shown by the precinct returns. I further certify that the following vote totals include early voting votes by precinct received under Section 87.1231 of the Texas Election Code.

STATE PROPOSITION 1	
For	4,686
Against	472
STATE PROPOSITION 2	
For	3,292
Against	1,745
STATE PROPOSITION 3	
For	4,192
Against.	869
STATE PROPOSITION 4	
For	4,609
Against	512
STATE PROPOSITION 5	
For	2,811
Against	2,208
STATE PROPOSITION 6	
For	3,636
Against	1,407
STATE PROPOSITION 7	
For.	3,534
Against	1,516
STATE PROPOSITION 8	
For	3,347
Against	1,685
STATE PROPOSITION 9	
For	4,151
Against	982
STATE PROPOSITION 10	
For	2,953
Against.	2,042
STATE PROPOSITION 11	
For	2,556
Against	2,184
STATE PROPOSITION 12	
For	2,701
Against	1,810
STATE PROPOSITION 13	
For	2,008
Against	2,954

STATE PROPOSITION 14

For
Against

3,521
1,485

DATED, this 15th day of November, 20 23.



Presiding Officer

STATE OF TEXAS PROPOSITION 1

Precinct	For	Against	Cast Votes	Undervotes	Overvotes	Absentee Voting Ballots Cast	Early Voting Ballots Cast	Election Day Voting Ballots Cast	Total Ballots Cast	Registered Voters	Turnout Percentage
1	307	21	328	2	0	0	150	180	330	1,854	17.80%
2	379	24	403	3	0	5	125	276	406	2,953	13.75%
3	200	41	241	1	0	3	87	152	242	1,546	15.65%
4	13	1	14	0	0	0	0	14	14	113	12.39%
4 - NDISD	334	25	359	3	0	5	167	190	362	1,267	28.57%
5	81	5	86	1	0	0	31	56	87	583	14.92%
6 - NDISD	516	13	529	9	0	8	258	272	538	1,629	33.03%
7	317	32	349	5	0	6	101	247	354	2,312	15.31%
7 - NDISD	185	15	200	0	0	1	100	99	200	644	31.06%
8	128	17	145	0	0	0	62	83	145	1,018	14.24%
9	302	59	361	1	0	5	78	279	362	2,081	17.40%
10	416	52	468	2	0	8	171	291	470	2,698	17.42%
11	106	19	125	2	0	1	30	96	127	730	17.40%
12	166	12	178	0	0	5	81	92	178	809	22.00%
13	144	6	150	1	0	1	45	105	151	781	19.33%
14	107	18	125	0	0	5	30	90	125	755	16.56%
15	318	44	362	0	0	4	114	244	362	2,313	15.65%
16	240	26	266	5	0	0	78	193	271	1,706	15.89%
17	332	30	362	6	0	5	173	190	368	2,438	15.09%
18	63	9	72	1	0	3	31	39	73	651	11.21%

Lory Harle, Elections Administrator, do hereby certify that the returns as shown on the official canvass report are true and correct.

Lory Harle
Lory Harle

11/10/2023
Date



STATE OF TEXAS PROPOSITION 1

Precinct	For	Against	Cast Votes	Undervotes	Overvotes	Absentee Voting Ballots Cast	Early Voting Ballots Cast	Election Day Voting Ballots Cast	Total Ballots Cast	Registered Voters	Turnout Percentage
20	32	3	35	4	0	0	26	13	39	169	23.08%
Totals	4,686	472	5,158	46	0	65	1,938	3,201	5,204	29,050	17.91%


I, Lory Harle, Elections Administrator, do hereby certify that the returns as shown on the official canvass report are true and correct.

Lory Harle

Lory Harle

11/10/2023


Date



STATE OF TEXAS PROPOSITION 2

Precinct	For	Against	Cast Votes	Undervotes	Overvotes	Absentee Voting Ballots Cast	Early Voting Ballots Cast	Election Day Voting Ballots Cast	Total Ballots Cast	Registered Voters	Turnout Percentage
1	204	119	323	7	0	0	150	180	330	1,854	17.80%
2	254	136	390	16	0	5	125	276	406	2,953	13.75%
3	144	93	237	5	0	3	87	152	242	1,546	15.65%
4	5	9	14	0	0	0	0	14	14	113	12.39%
4 - NDJSD	250	99	349	13	0	5	167	190	362	1,267	28.57%
5	59	25	84	3	0	0	31	56	87	583	14.92%
6 - NDJSD	383	139	522	16	0	8	258	272	538	1,629	33.03%
7	214	124	338	16	0	6	101	247	354	2,312	15.31%
7 - NDJSD	142	49	191	9	0	1	100	99	200	644	31.06%
8	88	54	142	3	0	0	62	83	145	1,018	14.24%
9	186	170	356	6	0	5	78	279	362	2,081	17.40%
10	273	179	452	18	0	8	171	291	470	2,698	17.42%
11	84	39	123	4	0	1	30	96	127	730	17.40%
12	86	86	172	6	0	5	81	92	178	809	22.00%
13	112	38	150	1	0	1	45	105	151	781	19.33%
14	71	49	120	5	0	5	30	90	125	755	16.56%
15	216	138	354	7	1	4	114	244	362	2,313	15.65%
16	205	58	263	8	0	0	78	193	271	1,706	15.89%
17	242	106	348	20	0	5	173	190	368	2,438	15.09%
18	54	18	72	1	0	3	31	39	73	651	11.21%

Lory Harle, Elections Administrator, do hereby certify that the returns as shown on the official canvass report are true and correct.



Lory Harle
Lory Harle

11/10/2023
Date

UPSHUR COUNTY

CONSTITUTIONAL AMENDMENT AND SPECIAL ELECTION

11/7/2023

Page 4

STATE OF TEXAS PROPOSITION 2


Precinct	20	20	17	37	2	0	0	26	13	39	169	23.08%
For												
Against												
Cast Votes												
Undervotes												
Overvotes												
Absentee Voting Ballots Cast												
Early Voting Ballots Cast												
Election Day Voting Ballots Cast												
Total Ballots Cast												
Registered Voters												
Turnout Percentage												
Totals	3,292	1,745	5,037	166	1	65	1,938	3,201	5,204	29,050	17.91%	

I, Lory Harle, Elections Administrator, do hereby certify that the returns as shown on the official canvass report are true and correct.

Lory Harle

Lory Harle

11/10/2023
 Date



STATE OF TEXAS PROPOSITION 3

Precinct	For	Against	Cast Votes	Undervotes	Overvotes	Absentee Voting Ballots Cast	Early Voting Ballots Cast	Election Day Voting Ballots Cast	Total Ballots Cast	Registered Voters	Turnout Percentage
1	276	49	325	5	0	0	150	180	330	1,854	17.80%
2	333	58	391	15	0	5	125	276	406	2,953	13.75%
3	203	36	239	3	0	3	87	152	242	1,546	15.65%
4	8	6	14	0	0	0	0	14	14	113	12.39%
4 - NDJSD	283	64	347	15	0	5	167	190	362	1,267	28.57%
5	67	20	87	0	0	0	31	56	87	583	14.92%
6 - NDJSD	444	75	519	19	0	8	258	272	538	1,629	33.03%
7	259	78	337	17	0	6	101	247	354	2,312	15.31%
7 - NDJSD	164	29	193	7	0	1	100	99	200	644	31.06%
8	114	27	141	4	0	0	62	83	145	1,018	14.24%
9	295	60	355	7	0	5	78	279	362	2,081	17.40%
10	389	71	460	10	0	8	171	291	470	2,698	17.42%
11	104	19	123	4	0	1	30	96	127	730	17.40%
12	143	30	173	5	0	5	81	92	178	809	22.00%
13	114	33	147	4	0	1	45	105	151	781	19.33%
14	99	23	122	3	0	5	30	90	125	755	16.56%
15	302	56	358	4	0	4	114	244	362	2,313	15.65%
16	205	59	264	7	0	0	78	193	271	1,706	15.89%
17	303	55	358	10	0	5	173	190	368	2,438	15.09%
18	58	14	72	1	0	3	31	39	73	651	11.21%

Lory Harle, Elections Administrator, do hereby certify that the returns as shown on the official canvass report are true and correct.



Lory Harle
Lory Harle

11/10/2023
Date

**Constitutional Amendment
Canvass**

NOVEMBER 7, 2023 CONSTITUTIONAL
AMENDMENT

Run Time 10:44 AM
Run Date 11/10/2023

UPSHUR COUNTY

CONSTITUTIONAL AMENDMENT AND SPECIAL ELECTION

11/7/2023

Page 6

Official Results

Registered Voters
5204 of 29050 = 17.91%


Precincts Reporting
21 of 21 = 100.00%

STATE OF TEXAS PROPOSITION 3

Precinct	For	Against	Cast Votes	Undervotes	Overvotes	Absentee Voting Ballots Cast	Early Voting Ballots Cast	Election Day Voting Ballots Cast	Total Ballots Cast	Registered Voters	Turnout Percentage
20	29	7	36	3	0	0	26	13	39	169	23.08%
Totals	4,192	869	5,061	143	0	65	1,938	3,201	5,204	29,050	17.91%

Lory Harle, Elections Administrator, do hereby certify that the
returns as shown on the official canvass report are true and correct.

Lory Harle
Date 11/10/2023




Lory Harle

STATE OF TEXAS PROPOSITION 4

Precinct	For	Against	Cast Votes	Undervotes	Overvotes	Absentee Voting Ballots Cast	Early Voting Ballots Cast	Election Day Voting Ballots Cast	Total Ballots Cast	Registered Voters	Turnout Percentage
1	303	25	328	2	0	0	150	180	330	1,854	17.80%
2	372	26	398	8	0	5	125	276	406	2,953	13.75%
3	218	23	241	1	0	3	87	152	242	1,546	15.65%
4	9	5	14	0	0	0	0	14	14	113	12.39%
4 - ND/ISD	307	47	354	8	0	5	167	190	362	1,267	28.57%
5	76	10	86	1	0	0	31	56	87	583	14.92%
6 - ND/ISD	480	43	523	15	0	8	258	272	538	1,629	33.03%
7	310	39	349	5	0	6	101	247	354	2,312	15.31%
7 - ND/ISD	174	20	194	6	0	1	100	99	200	644	31.06%
8	129	16	145	0	0	0	62	83	145	1,018	14.24%
9	301	59	360	2	0	5	78	279	362	2,081	17.40%
10	411	49	460	10	0	8	171	291	470	2,698	17.42%
11	114	12	126	1	0	1	30	96	127	730	17.40%
12	160	12	172	6	0	5	81	92	178	809	22.00%
13	136	13	149	2	0	1	45	105	151	781	19.33%
14	111	12	123	2	0	5	30	90	125	755	16.56%
15	320	40	360	2	0	4	114	244	362	2,313	15.65%
16	244	26	270	1	0	0	78	193	271	1,706	15.89%
17	335	24	359	9	0	5	173	190	368	2,438	15.09%
18	65	6	71	2	0	3	31	39	73	651	11.21%

I, Lory Harle, Elections Administrator, do hereby certify that the returns as shown on the official canvass report are true and correct.



Lory Harle

Lory Harle

11/10/2023

Date

**Constitutional Amendment
Canvass**

NOVEMBER 7, 2023 CONSTITUTIONAL
AMENDMENT

Run Time 10:44 AM
Run Date 11/10/2023

UPSHUR COUNTY

CONSTITUTIONAL AMENDMENT AND SPECIAL ELECTION

11/7/2023

Page 8

Official Results

Registered Voters
5204 of 29050 = 17.91%
Precincts Reporting
21 of 21 = 100.00%

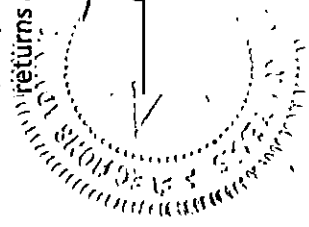
STATE OF TEXAS PROPOSITION 4

Precinct	For	Against	Cast Votes	Undervotes	Overvotes	Absentee Voting Ballots Cast	Early Voting Ballots Cast	Election Day Voting Ballots Cast	Total Ballots Cast	Registered Voters	Turnout Percentage
20	34	5	39	0	0	0	26	13	39	169	23.08%
Totals	4,609	512	5,121	83	0	65	1,938	3,201	5,204	29,050	17.91%

I, Lory Harle, Elections Administrator, do hereby certify that the returns as shown on the official canvass report are true and correct.

Lory Harle

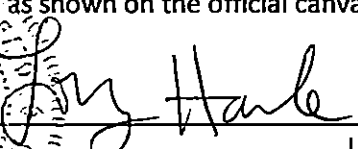
Lory Harle
Date 11/10/2023

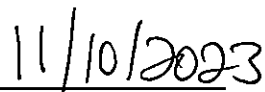



STATE OF TEXAS PROPOSITION 5

Precinct	For	Against	Cast Votes	Undervotes	Overvotes	Absentee Voting Ballots Cast	Early Voting Ballots Cast	Election Day Voting Ballots Cast	Total Ballots Cast	Registered Voters	Turnout Percentage
1	170	151	321	9	0	0	150	180	330	1,854	17.80%
2	220	170	390	16	0	5	125	276	406	2,953	13.75%
3	142	94	236	6	0	3	87	152	242	1,546	15.65%
4	3	11	14	0	0	0	0	14	14	113	12.39%
4 - ND/ISD	230	119	349	13	0	5	167	190	362	1,267	28.57%
5	50	34	84	3	0	0	31	56	87	583	14.92%
6 - ND/ISD	318	198	516	22	0	8	258	272	538	1,629	33.03%
7	158	182	340	14	0	6	101	247	354	2,312	15.31%
7 - ND/ISD	119	72	191	9	0	1	100	99	200	644	31.06%
8	80	61	141	4	0	0	62	83	145	1,018	14.24%
9	143	207	350	12	0	5	78	279	362	2,081	17.40%
10	237	212	449	21	0	8	171	291	470	2,698	17.42%
11	67	56	123	4	0	1	30	96	127	730	17.40%
12	78	95	173	5	0	5	81	92	178	809	22.00%
13	89	56	145	6	0	1	45	105	151	781	19.33%
14	51	69	120	5	0	5	30	90	125	755	16.56%
15	180	176	356	6	0	4	114	244	362	2,313	15.65%
16	176	87	263	8	0	0	78	193	271	1,706	15.89%
17	233	119	352	16	0	5	173	190	368	2,438	15.09%
18	49	23	72	1	0	3	31	39	73	651	11.21%

Lory Harle, Elections Administrator, do hereby certify that the returns as shown on the official canvass report are true and correct.


 Lory Harle


 Date




STATE OF TEXAS PROPOSITION 5

Precinct	For	Against	Cast Votes	Undervotes	Overvotes	Absentee Voting Ballots Cast	Early Voting Ballots Cast	Election Day Voting Ballots Cast	Total Ballots Cast	Registered Voters	Turnout Percentage
20	18	16	34	5	0	0	26	13	39	169	23.08%
Totals	2,811	2,208	5,019	185	0	65	1,938	3,201	5,204	29,050	17.91%

Official Results
Registered Voters 5204 of 29050 = 17.91%
Precincts Reporting 21 of 21 = 100.00%

Lory Harle, Elections Administrator, do hereby certify that the returns as shown on the official canvass report are true and correct.




Lory Harle
Lory Harle

11/10/2023
Date

STATE OF TEXAS PROPOSITION 6

Precinct	For	Against	Cast Votes	Undervotes	Overvotes	Absentee Voting Ballots Cast	Early Voting Ballots Cast	Election Day Voting Ballots Cast	Total Ballots Cast	Registered Voters	Turnout Percentage
1	242	80	322	8	0	0	150	180	330	1,854	17.80%
2	313	81	394	12	0	5	125	276	406	2,953	13.75%
3	167	68	235	7	0	3	87	152	242	1,546	15.65%
4	7	7	14	0	0	0	0	14	14	113	12.39%
4 - NDJSD	279	72	351	11	0	5	167	190	362	1,267	28.57%
5	66	19	85	2	0	0	31	56	87	583	14.92%
6 - NDJSD	397	126	523	15	0	8	258	272	538	1,629	33.03%
7	240	98	338	16	0	6	101	247	354	2,312	15.31%
7 - NDJSD	145	48	193	7	0	1	100	99	200	644	31.06%
8	97	45	142	3	0	0	62	83	145	1,018	14.24%
9	190	163	353	9	0	5	78	279	362	2,081	17.40%
10	307	142	449	21	0	8	171	291	470	2,698	17.42%
11	89	35	124	3	0	1	30	96	127	730	17.40%
12	112	61	173	5	0	5	81	92	178	809	22.00%
13	98	52	150	1	0	1	45	105	151	781	19.33%
14	69	51	120	5	0	5	30	90	125	755	16.56%
15	232	124	356	6	0	4	114	244	362	2,313	15.65%
16	228	33	261	10	0	0	78	193	271	1,706	15.89%
17	276	77	353	15	0	5	173	190	368	2,438	15.09%
18	55	17	72	1	0	3	31	39	73	651	11.21%

I, Lory Harle, Elections Administrator, do hereby certify that the returns as shown on the official canvass report are true and correct.



Lory Harle
Lory Harle

11/10/2023
Date

**Constitutional Amendment
Canvass**

NOVEMBER 7, 2023 CONSTITUTIONAL
AMENDMENT

Run Time 10:44 AM
Run Date 11/10/2023

UPSHUR COUNTY

CONSTITUTIONAL AMENDMENT AND SPECIAL ELECTION

11/7/2023

Page 12

Official Results

Registered Voters
5204 of 29050 = 17.91%

Precincts Reporting
21 of 21 = 100.00%


STATE OF TEXAS PROPOSITION 6

Precinct	For	Against	Cast Votes	Undervotes	Overvotes	Absentee Voting Ballots Cast	Early Voting Ballots Cast	Election Day Voting Ballots Cast	Total Ballots Cast	Registered Voters	Turnout Percentage
20	27	8	35	4	0	0	26	13	39	169	23.08%
Totals	3,636	1,407	5,043	161	0	65	1,938	3,201	5,204	29,050	17.91%

I, Lory Harle, Elections Administrator, do hereby certify that the returns as shown on the official canvass report are true and correct.

Lory Harle
Date 11/10/2023

Lory Harle



**Constitutional Amendment
Canvass**

UPSHUR COUNTY

NOVEMBER 7, 2023 CONSTITUTIONAL
AMENDMENT

CONSTITUTIONAL AMENDMENT AND SPECIAL ELECTION

Run Time 10:44 AM

11/7/2023

Run Date 11/10/2023

Page 13


Official Results

Registered Voters 5204 of 29050 = 17.91%
Precincts Reporting 21 of 21 = 100.00%

STATE OF TEXAS PROPOSITION 7

Precinct	For	Against	Cast Votes	Undervotes	Overvotes	Absentee Voting Ballots Cast	Early Voting Ballots Cast	Election Day Voting Ballots Cast	Total Ballots Cast	Registered Voters	Turnout Percentage
1	242	84	326	4	0	0	150	180	330	1,854	17.80%
2	281	114	395	11	0	5	125	276	406	2,953	13.75%
3	157	82	239	3	0	3	87	152	242	1,546	15.65%
4	6	8	14	0	0	0	0	14	14	113	12.39%
4 - NDISD	257	87	344	18	0	5	167	190	362	1,267	28.57%
5	64	22	86	1	0	0	31	56	87	583	14.92%
6 - NDISD	397	124	521	17	0	8	258	272	538	1,629	33.03%
7	222	118	340	14	0	6	101	247	354	2,312	15.31%
7 - NDISD	138	54	192	8	0	1	100	99	200	644	31.06%
8	96	46	142	3	0	0	62	83	145	1,018	14.24%
9	203	153	356	6	0	5	78	279	362	2,081	17.40%
10	322	132	454	16	0	8	171	291	470	2,698	17.42%
11	85	38	123	4	0	1	30	96	127	730	17.40%
12	118	56	174	4	0	5	81	92	178	809	22.00%
13	112	39	151	0	0	1	45	105	151	781	19.33%
14	69	51	120	5	0	5	30	90	125	755	16.56%
15	227	125	352	10	0	4	114	244	362	2,313	15.65%
16	195	69	264	7	0	0	78	193	271	1,706	15.89%
17	265	85	350	18	0	5	173	190	368	2,438	15.09%
18	53	19	72	1	0	3	31	39	73	651	11.21%

Lory Harle, Elections Administrator, do hereby certify that the returns as shown on the official canvass report are true and correct.



Lory Harle
Lory Harle

11/10/2023
Date

**Constitutional Amendment
Canvass**

NOVEMBER 7, 2023 CONSTITUTIONAL
AMENDMENT

Run Time 10:44 AM
Run Date 11/10/2023

UPSHUR COUNTY

CONSTITUTIONAL AMENDMENT AND SPECIAL ELECTION

11/7/2023

Page 14

Official Results

Registered Voters
5204 of 29050 = 17.91%

Precincts Reporting
21 of 21 = 100.00%

STATE OF TEXAS PROPOSITION 7

Precinct	For	Against	Cast Votes	Undervotes	Overvotes	Absentee Voting Ballots Cast	Early Voting Ballots Cast	Election Day Voting Ballots Cast	Total Ballots Cast	Registered Voters	Turnout Percentage
20	25	10	35	4	0	0	26	13	39	169	23.08%
Totals	3,534	1,516	5,050	154	0	65	1,938	3,201	5,204	29,050	17.91%

I, Lory Harle, Elections Administrator, do hereby certify that the returns as shown on the official canvass report are true and correct.

Lory Harle
11/10/2023
Date

Lory Harle



**Constitutional Amendment
Canvass**

NOVEMBER 7, 2023 CONSTITUTIONAL
AMENDMENT

Run Time 10:44 AM
Run Date 11/10/2023

UPSHUR COUNTY

CONSTITUTIONAL AMENDMENT AND SPECIAL ELECTION

11/7/2023

Page 15

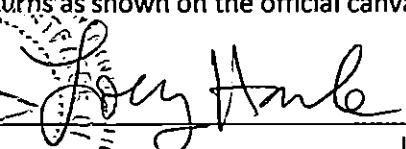
Official Results

Registered Voters
5204 of 29050 = 17.91%
Precincts Reporting
21 of 21 = 100.00%


STATE OF TEXAS PROPOSITION 8

Precinct	For	Against	Cast Votes	Undervotes	Overvotes	Absentee Voting Ballots Cast	Early Voting Ballots Cast	Election Day Voting Ballots Cast	Total Ballots Cast	Registered Voters	Turnout Percentage
1	232	94	326	4	0	0	5	150	180	1,854	17.80%
2	278	111	389	17	0	5	125	276	406	2,953	13.75%
3	152	85	237	5	0	3	87	152	242	1,546	15.65%
4	3	11	14	0	0	0	0	14	14	113	12.39%
4 - NDISD	288	61	349	13	0	5	167	190	362	1,267	28.57%
5	55	29	84	3	0	0	31	56	87	583	14.92%
6 - NDISD	395	128	523	15	0	8	258	272	538	1,629	33.03%
7	210	125	335	19	0	6	101	247	354	2,312	15.31%
7 - NDISD	130	59	189	11	0	1	100	99	200	644	31.06%
8	93	47	140	5	0	0	62	83	145	1,018	14.24%
9	190	164	354	8	0	5	78	279	362	2,081	17.40%
10	262	190	452	18	0	8	171	291	470	2,698	17.42%
11	88	33	121	6	0	1	30	96	127	730	17.40%
12	98	75	173	5	0	5	81	92	178	809	22.00%
13	98	53	151	0	0	1	45	105	151	781	19.33%
14	67	53	120	5	0	5	30	90	125	755	16.56%
15	199	154	353	9	0	4	114	244	362	2,313	15.65%
16	196	66	262	9	0	0	78	193	271	1,706	15.89%
17	238	114	352	16	0	5	173	190	368	2,438	15.09%
18	50	22	72	1	0	3	31	39	73	651	11.21%

Lory Harle, Elections Administrator, do hereby certify that the returns as shown on the official canvass report are true and correct.


Lory Harle

11/10/2023
Date



**Constitutional Amendment
Canvass**

NOVEMBER 7, 2023 CONSTITUTIONAL
AMENDMENT

Run Time 10:44 AM
Run Date 11/10/2023

UPSHUR COUNTY

CONSTITUTIONAL AMENDMENT AND SPECIAL ELECTION

11/7/2023

Page 16

Official Results


Registered Voters
5204 of 29050 = 17.91%


Precincts Reporting
21 of 21 = 100.00%

STATE OF TEXAS PROPOSITION 8

Precinct	For	Against	Cast Votes	Undervotes	Overvotes	Absentee Voting Ballots Cast	Early Voting Ballots Cast	Election Day Voting Ballots Cast	Total Ballots Cast	Registered Voters	Turnout Percentage
20	25	11	36	3	0	0	26	13	39	169	23.08%
Totals	3,347	1,685	5,032	172	0	65	1,938	3,201	5,204	29,050	17.91%

Lory Harle, Elections Administrator, do hereby certify that the
returns as shown on the official canvass report are true and correct.


Lory Harle
Date 11/10/2023



**Constitutional Amendment
Canvass**

UPSHUR COUNTY

NOVEMBER 7, 2023 CONSTITUTIONAL
AMENDMENT

CONSTITUTIONAL AMENDMENT AND SPECIAL ELECTION

Run Time 10:44 AM
Run Date 11/10/2023

11/7/2023

Page 17


Official Results

Registered Voters
5204 of 29050 = 17.91%
Precincts Reporting
21 of 21 = 100.00%

STATE OF TEXAS PROPOSITION 9

Precinct	For	Against	Cast Votes	Undervotes	Overvotes	Absentee Voting Ballots Cast	Early Voting Ballots Cast	Election Day Voting Ballots Cast	Total Ballots Cast	Registered Voters	Turnout Percentage
1	250	78	328	2	0	0	150	180	330	1,854	17.80%
2	320	76	396	10	0	5	125	276	406	2,953	13.75%
3	195	45	240	2	0	3	87	152	242	1,546	15.65%
4	9	5	14	0	0	0	0	14	14	113	12.39%
4 - NDISD	315	45	360	2	0	5	167	190	362	1,267	28.57%
5	69	16	85	2	0	0	31	56	87	583	14.92%
6 - NDISD	433	98	531	7	0	8	258	272	538	1,629	33.03%
7	275	74	349	5	0	6	101	247	354	2,312	15.31%
7 - NDISD	163	35	198	2	0	1	100	99	200	644	31.06%
8	115	26	141	4	0	0	62	83	145	1,018	14.24%
9	235	123	358	4	0	5	78	279	362	2,081	17.40%
10	365	96	461	9	0	8	171	291	470	2,698	17.42%
11	100	25	125	2	0	1	30	96	127	730	17.40%
12	144	30	174	4	0	5	81	92	178	809	22.00%
13	130	20	150	1	0	1	45	105	151	781	19.33%
14	82	43	125	0	0	5	30	90	125	755	16.56%
15	285	73	358	4	0	4	114	244	362	2,313	15.65%
16	233	34	267	4	0	0	78	193	271	1,706	15.89%
17	335	29	364	4	0	5	173	190	368	2,438	15.09%
18	65	7	72	1	0	3	31	39	73	651	11.21%

I, Lory Harle, Elections Administrator, do hereby certify that the returns as shown on the official canvass report are true and correct.



Lory Harle
Lory Harle

11/10/2023
Date

**Constitutional Amendment
Canvass**

NOVEMBER 7, 2023 CONSTITUTIONAL
AMENDMENT

Run Time 10:44 AM
Run Date 11/10/2023

UPSHUR COUNTY

CONSTITUTIONAL AMENDMENT AND SPECIAL ELECTION

11/7/2023

Page 18

Official Results

Registered Voters
5204 of 29050 = 17.91%

Precincts Reporting
21 of 21 = 100.00%

STATE OF TEXAS PROPOSITION 9

Precinct	For	Against	Cast Votes	Undervotes	Overvotes	Absentee Voting Ballots Cast	Early Voting Ballots Cast	Election Day Voting Ballots Cast	Total Ballots Cast	Registered Voters	Turnout Percentage
20	33	4	37	2	0	0	26	13	39	169	23.08%
Totals	4,151	982	5,133	71	0	65	1,938	3,201	5,204	29,050	17.91%

I, Lory Harle, Elections Administrator, do hereby certify that the returns as shown on the official canvass report are true and correct.

Lory Harle



Lory Harle

11/10/2023

Date

Constitutional Amendment
Canvass

NOVEMBER 7, 2023 CONSTITUTIONAL
 AMENDMENT

Run Time 10:44 AM
 Run Date 11/10/2023

UPSHUR COUNTY

CONSTITUTIONAL AMENDMENT AND SPECIAL ELECTION


11/7/2023

Page 19

STATE OF TEXAS PROPOSITION 10

Precinct	For	Against	Cast Votes	Undervotes	Overvotes	Absentee Voting Ballots Cast	Early Voting Ballots Cast	Election Day Voting Ballots Cast	Total Ballots Cast	Registered Voters	Turnout Percentage
1	186	136	322	8	0	0	150	180	330	1,854	17.80%
2	234	155	389	17	0	5	125	276	406	2,953	13.75%
3	133	103	236	6	0	3	87	152	242	1,546	15.65%
4	7	7	14	0	0	0	0	14	14	113	12.39%
4 - NDJSD	236	114	350	12	0	5	167	190	362	1,267	28.57%
5	46	37	83	4	0	0	31	56	87	583	14.92%
6 - NDJSD	342	167	509	29	0	8	258	272	538	1,629	33.03%
7	178	161	339	15	0	6	101	247	354	2,312	15.31%
7 - NDJSD	129	59	188	12	0	1	100	99	200	644	31.06%
8	77	62	139	6	0	0	62	83	145	1,018	14.24%
9	155	199	354	8	0	5	78	279	362	2,081	17.40%
10	250	200	450	20	0	8	171	291	470	2,698	17.42%
11	72	49	121	6	0	1	30	96	127	730	17.40%
12	94	78	172	6	0	5	81	92	178	809	22.00%
13	85	64	149	2	0	1	45	105	151	781	19.33%
14	58	59	117	8	0	5	30	90	125	755	16.56%
15	195	156	351	11	0	4	114	244	362	2,313	15.65%
16	182	75	257	14	0	0	78	193	271	1,706	15.89%
17	234	114	348	20	0	5	173	190	368	2,438	15.09%
18	44	28	72	1	0	3	31	39	73	651	11.21%

I, Lory Harle, Elections Administrator, do hereby certify that the returns as shown on the official canvass report are true and correct.


 Lory Harle

11/10/2023
 Date


Official Results
 Registered Voters 5204 of 29050 = 17.91%
 Precincts Reporting 21 of 21 = 100.00%

UPSHUR COUNTY
 CONSTITUTIONAL AMENDMENT AND SPECIAL ELECTION
 11/7/2023
 Page 20

STATE OF TEXAS PROPOSITION 10

Precinct																				
	20	16	19	35	4	0	0	26	13	39	169	23.08%								
	Totals	2,953	2,042	4,995	209	0	65	1,938	3,201	5,204	29,050	17.91%								
		For	Against	Cast Votes	Undervotes	Overvotes	Absentee Voting Ballots Cast	Early Voting Ballots Cast	Election Day Voting Ballots Cast	Total Ballots Cast	Registered Voters	Turnout Percentage								

I, Lory Harle, Elections Administrator, do hereby certify that the returns as shown on the official canvass report are true and correct.



Lory Harle

 Lory Harle


11/10/2023

 Date

STATE OF TEXAS PROPOSITION 11

Precinct	For	Against	Cast Votes	Undervotes	Overvotes	Absentee Voting Ballots Cast	Early Voting Ballots Cast	Election Day Voting Ballots Cast	Total Ballots Cast	Registered Voters	Turnout Percentage
1	152	151	303	27	0	0	150	180	330	1,854	17.80%
2	187	182	369	37	0	5	125	276	406	2,953	13.75%
3	122	103	225	17	0	3	87	152	242	1,546	15.65%
4	2	12	14	0	0	0	0	14	14	113	12.39%
4 - NDJSD	208	121	329	33	0	5	167	190	362	1,267	28.57%
5	52	25	77	10	0	0	31	56	87	583	14.92%
6 - NDJSD	286	201	487	51	0	8	258	272	538	1,629	33.03%
7	151	165	316	38	0	6	101	247	354	2,312	15.31%
7 - NDJSD	108	71	179	21	0	1	100	99	200	644	31.06%
8	88	44	132	13	0	0	62	83	145	1,018	14.24%
9	132	210	342	20	0	5	78	279	362	2,081	17.40%
10	195	227	422	48	0	8	171	291	470	2,698	17.42%
11	78	43	121	6	0	1	30	96	127	730	17.40%
12	86	73	159	19	0	5	81	92	178	809	22.00%
13	94	53	147	4	0	1	45	105	151	781	19.33%
14	50	65	115	10	0	5	30	90	125	755	16.56%
15	157	173	330	32	0	4	114	244	362	2,313	15.65%
16	156	94	250	21	0	0	78	193	271	1,706	15.89%
17	196	126	322	46	0	5	173	190	368	2,438	15.09%
18	39	32	71	2	0	3	31	39	73	651	11.21%

I, Lory Harle, Elections Administrator, do hereby certify that the returns as shown on the official canvass report are true and correct.



Lory Harle

Lory Harle

11/10/2023

Date

**Constitutional Amendment
Canvass**

NOVEMBER 7, 2023 CONSTITUTIONAL
AMENDMENT

Run Time 10:44 AM
Run Date 11/10/2023

UPSHUR COUNTY

CONSTITUTIONAL AMENDMENT AND SPECIAL ELECTION

11/7/2023

Page 22


Official Results


Registered Voters
5204 of 29050 = 17.91%
Precincts Reporting
21 of 21 = 100.00%

STATE OF TEXAS PROPOSITION 11

Precinct	For	Against	Cast Votes	Undervotes	Overvotes	Absentee Voting Ballots Cast	Early Voting Ballots Cast	Election Day Voting Ballots Cast	Total Ballots Cast	Registered Voters	Turnout Percentage
20	17	13	30	9	0	0	26	13	39	169	23.08%
Totals	2,556	2,184	4,740	464	0	65	1,938	3,201	5,204	29,050	17.91%

I, Lory Harle, Elections Administrator, do hereby certify that the returns as shown on the official canvass report are true and correct.



 Lory Harle
 Date 11/10/2023



STATE OF TEXAS PROPOSITION 12

Precinct	For	Against	Cast Votes	Undervotes	Overvotes	Absentee Voting Ballots Cast	Early Voting Ballots Cast	Election Day Voting Ballots Cast	Total Ballots Cast	Registered Voters	Turnout Percentage
1	178	108	286	44	0	0	150	180	330	1,854	17.80%
2	222	124	346	60	0	5	125	276	406	2,953	13.75%
3	134	86	220	22	0	3	87	152	242	1,546	15.65%
4	8	6	14	0	0	0	0	14	14	113	12.39%
4 - NDISD	186	126	312	50	0	5	167	190	362	1,267	28.57%
5	40	32	72	15	0	0	31	56	87	583	14.92%
6 - NDISD	272	175	447	91	0	8	258	272	538	1,629	33.03%
7	165	143	308	46	0	6	101	247	354	2,312	15.31%
7 - NDISD	103	65	168	32	0	1	100	99	200	644	31.06%
8	74	51	125	20	0	0	62	83	145	1,018	14.24%
9	192	141	333	29	0	5	78	279	362	2,081	17.40%
10	261	150	411	59	0	8	171	291	470	2,698	17.42%
11	67	43	110	17	0	1	30	96	127	730	17.40%
12	85	64	149	29	0	5	81	92	178	809	22.00%
13	70	71	141	10	0	1	45	105	151	781	19.33%
14	57	49	106	19	0	5	30	90	125	755	16.56%
15	187	131	318	44	0	4	114	244	362	2,313	15.65%
16	145	90	235	36	0	0	78	193	271	1,706	15.89%
17	199	110	309	59	0	5	173	190	368	2,438	15.09%
18	40	31	71	2	0	3	31	39	73	651	11.21%

Lory Harle, Elections Administrator, do hereby certify that the returns as shown on the official canvass report are true and correct.



Lory Harle

11/10/2023
Date

STATE OF TEXAS PROPOSITION 12

Precinct	20	16	14	30	9	0	0	0	26	13	39	169	23.08%
		For	Against	Cast Votes	Undervotes	Overvotes	Absentee Voting Ballots Cast	Early Voting Ballots Cast	Election Day Voting Ballots Cast	Total Ballots Cast	Registered Voters	Turnout Percentage	
Totals		2,701	1,810	4,511	693	0	65	1,938	3,201	5,204	29,050	17.91%	

Lory Harle, Elections Administrator, do hereby certify that the returns as shown on the official canvass report are true and correct.



Lory Harle

Lory Harle


11/10/2023

Date

STATE OF TEXAS PROPOSITION 13

Precinct	For	Against	Cast Votes	Undervotes	Overvotes	Absentee Voting Ballots Cast	Early Voting Ballots Cast	Election Day Voting Ballots Cast	Total Ballots Cast	Registered Voters	Turnout Percentage
1	125	193	318	12	0	0	150	180	330	1,854	17.80%
2	157	222	379	27	0	5	125	276	406	2,953	13.75%
3	96	142	238	4	0	3	87	152	242	1,546	15.65%
4	6	8	14	0	0	0	0	14	14	113	12.39%
4 - NDISD	159	187	346	16	0	5	167	190	362	1,267	28.57%
5	38	47	85	2	0	0	31	56	87	583	14.92%
6 - NDISD	220	287	507	31	0	8	258	272	538	1,629	33.03%
7	147	191	338	16	0	6	101	247	354	2,312	15.31%
7 - NDISD	82	105	187	13	0	1	100	99	200	644	31.06%
8	57	81	138	7	0	0	62	83	145	1,018	14.24%
9	114	241	355	7	0	5	78	279	362	2,081	17.40%
10	170	277	447	23	0	8	171	291	470	2,698	17.42%
11	44	76	120	7	0	1	30	96	127	730	17.40%
12	65	109	174	4	0	5	81	92	178	809	22.00%
13	48	101	149	2	0	1	45	105	151	781	19.33%
14	29	91	120	5	0	5	30	90	125	755	16.56%
15	134	208	342	20	0	4	114	244	362	2,313	15.65%
16	107	150	257	14	0	0	78	193	271	1,706	15.89%
17	158	184	342	26	0	5	173	190	368	2,438	15.09%
18	38	34	72	1	0	3	31	39	73	651	11.21%

I, Lory Harle, Elections Administrator, do hereby certify that the returns as shown on the official canvass report are true and correct.



Lory Harle

Lory Harle


11/10/2023

Date

STATE OF TEXAS PROPOSITION 13

Precinct	For	Against	Cast Votes	Undervotes	Overvotes	Absentee Voting Ballots Cast	Early Voting Ballots Cast	Election Day Voting Ballots Cast	Total Ballots Cast	Registered Voters	Turnout Percentage
20	14	20	34	5	0	0	26	13	39	169	23.08%
Totals	2,008	2,954	4,962	242	0	65	1,938	3,201	5,204	29,050	17.91%

I, Lory Harle, Elections Administrator, do hereby certify that the returns as shown on the official canvass report are true and correct.



Lory Harle

Lory Harle


11/10/2023

Date


STATE OF TEXAS PROPOSITION 14

Precinct	For	Against	Cast Votes	Undervotes	Overvotes	Absentee Voting Ballots Cast	Early Voting Ballots Cast	Election Day Voting Ballots Cast	Total Ballots Cast	Registered Voters	Turnout Percentage
1	217	103	320	10	0	0	150	180	330	1,854	17.80%
2	276	108	384	22	0	5	125	276	406	2,953	13.75%
3	167	68	235	7	0	3	87	152	242	1,546	15.65%
4	7	6	13	1	0	0	0	14	14	113	12.39%
4 - NDISD	275	72	347	15	0	5	167	190	362	1,267	28.57%
5	61	23	84	3	0	0	31	56	87	583	14.92%
6 - NDISD	399	118	517	21	0	8	258	272	538	1,629	33.03%
7	230	106	336	18	0	6	101	247	354	2,312	15.31%
7 - NDISD	148	47	195	5	0	1	100	99	200	644	31.06%
8	108	33	141	4	0	0	62	83	145	1,018	14.24%
9	185	170	355	7	0	5	78	279	362	2,081	17.40%
10	283	168	451	19	0	8	171	291	470	2,698	17.42%
11	84	40	124	3	0	1	30	96	127	730	17.40%
12	112	60	172	6	0	5	81	92	178	809	22.00%
13	100	49	149	2	0	1	45	105	151	781	19.33%
14	71	48	119	6	0	5	30	90	125	755	16.56%
15	225	126	351	11	0	4	114	244	362	2,313	15.65%
16	213	46	259	12	0	0	78	193	271	1,706	15.89%
17	273	75	348	20	0	5	173	190	368	2,438	15.09%
18	63	9	72	1	0	3	31	39	73	651	11.21%

Lory Harle, Elections Administrator, do hereby certify that the returns as shown on the official canvass report are true and correct.


Lory Harle

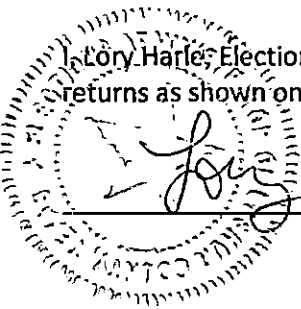
11/10/2023
Date



STATE OF TEXAS PROPOSITION 14

Precinct	For	Against	Cast Votes	Undervotes	Overvotes	Absentee Voting Ballots Cast	Early Voting Ballots Cast	Election Day Voting Ballots Cast	Total Ballots Cast	Registered Voters	Turnout Percentage
20											
24											
Totals	3,521	1,485	5,006	198	0	65	1,938	3,201	5,204	29,050	17.91%
										169	23.08%

I, Lory Harle, Elections Administrator, do hereby certify that the returns as shown on the official canvass report are true and correct.



Lory Harle
Lory Harle

11/10/2023
Date